

# FX / EXTERNAL SEALING CONNECTION TOOL

External grip and seal connection tool that uses collets to grip threads or part feature for high pressures.

**CONNECTS TO:**




**SPECIFICATIONS**

Pressure Rating	Operating Temperatures	Materials of Construction
Vacuum to 5,000 psi (345 bar)	-40°F to +250°F (-40°C to +121°C)	Anodized Aluminum, Stainless Steel
Termination Port		Seal Material*
BSPP (G) or FNPT		Buna-N

\* Additional seal material types available, consult factory..

**ACTUATION OPTIONS**



- 1 Pressure assisted grip and proprietary design locks the connector securely to the test part under pressure
- 2 Instant threaded sealing connection up to 5000 psig without tape sealant or wrenches - significantly reduces process time
- 3 Stainless steel collets provide maximum grip with minimum distortion of the test piece
- 4 Self aligning connector requires no operator adjustment
- 5 Three ergonomic modular operating methods - lever, thumb valve, and pneumatic (straight through port for remote operation ie. foot valve)

**ICON™ TECHNOLOGY**

Consult Factory

**ACCESSORIES**

Visit [fastestinc.com](http://fastestinc.com)

## FX / MODULAR DESIGN

### FASMATE FX MODULAR DESIGN

The innovative modular design of the connectors allows the technician to change the method of actuation by simply unscrewing the rear portion of the connector and replacing it with the desired form of actuation.

This feature provides flexibility to accommodate changes in the manufacturing processes, production increases and operator use preference. An additional advantage is the ease of field service for these components should they become damaged or require maintenance.



#### LEVER

Simple, straight forward mechanical operation.



#### THUMB VALVE

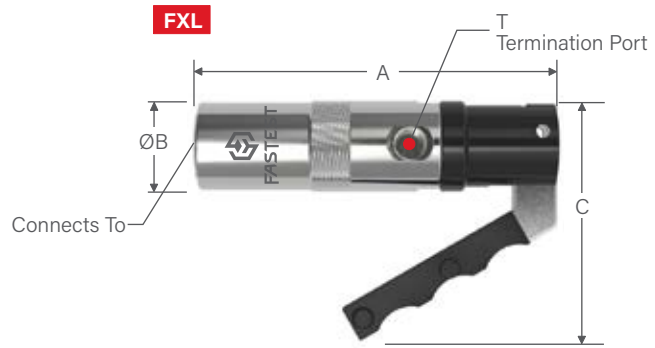
Easy, ergonomic thumb button. When depressed, allows insertion / removal of connector from port.



#### PNEUMATIC

Requires a separate air valve. Desired for applications that require freedom of movement of technician's hands.

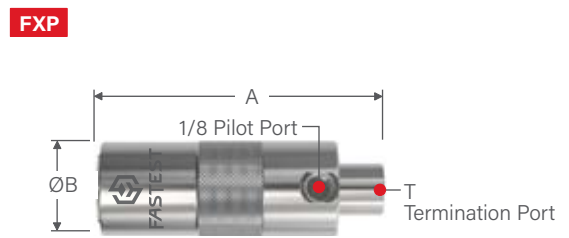
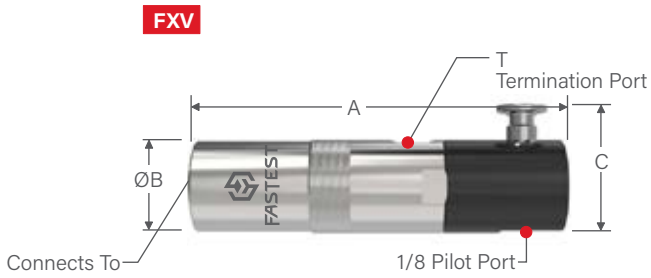
# FX / EXTERNAL SEALING CONNECTION TOOL / NPT / BSPP (G) / SAE



### Ordering Information

Connects To	FXL Part Number (with Lever)	FXV Part Number (with Thumb Valve)	FXP Part Number (with Pneumatic Pilot)	Replacement Seals Bulk Pack (5)	Rebuild Kit (FXL)	Rebuild Kit (FXV and FXP)	Pressure Rating
<b>FasMate® FX   NPT</b>							
1/8 NPT	FXL021041	FXV021041	FXP021041	S1105B70	RFXL021	RFX021	5,000 psi (345 bar)
1/4 NPT	FXL041041	FXV041041	FXP041041	S1108B70	RFXL041	RFX041	
3/8 NPT	FXL061061	FXV061061	FXP061061	S1110B70	RFXL061	RFX061	
1/2 NPT	FXL081061	FXV081061	FXP081061	S1112B70	RFXL081	RFX081	
<b>FasMate® FX   NPT Thin Walled Pipe</b>							
3/8 NPT	FXL061061PT	FXV061061PT	FXP061061PT	METB06PT	RFXL061PT	RFX061PT	750 psi (51 bar)
1/2 NPT	FXL081061PT	FXV081061PT	FXP081061PT	SFX081PT	RFXL081PT	RFX081PT	
<b>FasMate® FX   BSPP (G)</b>							
1/8 BSPP (G)	FXL025041	FXV025041	FXP025041	S1105B70	RFXL021	RFX021	5,000 psi (345 bar)
1/4 BSPP	FXL045041	FXV045041	FXP045041	S1108B70	RFXL041	RFX041	
3/8 BSPP	FXL065061	FXV065061	FXP065061	S1110B70	RFXL061	RFX061	
1/2 BSPP (G)	FXL085061	FXV085061	FXP085061	S1112B70	RFXL081	RFX081	
<b>FasMate® FX   SAE 37° Flare</b>							
-4 [7/16-20]	FXL049041	FXV049041	FXP049041	S20700270B70	RFXL049	RFX049	5,000 psi (345 bar)
-5 [1/2-20]	FXL059041	FXV059041	FXP059041	S20700334B70	RFXL059	RFX059	
-6 [9/16-18]	FXL069041	FXV069041	FXP069041	S1012B70	RFXL069	RFX069	
-8 [3/4-16]	FXL089061	FXV089061	FXP089061	S1015B70	RFXL089	RFX089	

**Port Specifications:** NPT per SAE J476 or ANSI B1.20  
 BSPP (G) per ISO 228 or BS 2279  
 SAE 37° Flare per SAE J514 or ISO 12151-5



Dimensions						
A (FXL)	A (FXV)	A (FXP)	B	C (FXL)	C (FXV)	T
5.25 (133.4)	5.04 (128.0)	3.78 (96.0)	1.26 (32.0)	3.45 (87.6)	1.77 (45.0)	1/4 NPT
5.27 (133.9)	5.04 (128.0)	3.80 (96.5)	1.26 (32.0)	3.45 (87.6)	1.77 (45.0)	
5.44 (138.2)	5.22 (132.6)	3.87 (98.3)	1.48 (37.6)	3.57 (90.7)	1.87 (47.5)	3/8 NPT
5.45 (138.4)	5.22 (132.6)	3.87 (98.3)	1.48 (37.6)	3.57 (90.7)	1.87 (47.5)	
5.44 (138.2)	5.22 (132.6)	3.87 (98.3)	1.48 (37.6)	3.57 (90.7)	1.87 (47.5)	3/8 NPT
5.45 (138.4)	5.22 (132.6)	3.87 (98.3)	1.48 (37.6)	3.57 (90.7)	1.87 (47.5)	3/8 NPT
5.25 (133.4)	5.04 (128.0)	3.78 (96.0)	1.26 (32.0)	3.45 (87.6)	1.77 (45.0)	1/4 NPT
5.27 (133.9)	5.04 (128.0)	3.80 (96.5)	1.26 (32.0)	3.45 (87.6)	1.77 (45.0)	
5.44 (138.2)	5.22 (132.6)	3.87 (98.3)	1.26 (32.0)	3.57 (90.7)	1.87 (47.5)	3/8 NPT
5.45 (138.4)	5.22 (132.6)	3.87 (98.3)	1.48 (37.6)	3.57 (90.7)	1.87 (47.5)	
5.25 (133.4)	5.04 (128.0)	3.77 (95.6)	1.26 (32.0)	3.45 (87.6)	1.77 (45.0)	1/4 NPT
5.25 (133.4)	5.04 (128.0)	3.77 (95.6)	1.26 (32.0)	3.45 (87.6)	1.77 (45.0)	
5.25 (133.4)	5.04 (128.0)	3.77 (95.6)	1.26 (32.0)	3.45 (87.6)	1.77 (45.0)	
5.45 (138.4)	5.22 (132.6)	3.87 (98.3)	1.48 (37.6)	3.57 (90.7)	1.87 (47.5)	3/8 NPT

Dimensions: inch (mm)  
 Pressure Rating: psi (bar)



**DON'T SEE A SOLUTION FOR YOUR APPLICATION?** Submit a custom application form and drawing to [fastsales@fastestinc.com](mailto:fastsales@fastestinc.com) or to your local distributor.